


# *Destination... beyond!*

For either day trips or extended voyages, thoughtful amenities and necessities will comfortably accommodate versatile cruising lifestyles with an Altima.



*Escape into the horizon...*





<b>LENGTH OVERALL</b>	<b>60'2"</b>	<b>18.5 M</b>
<b>HULL LENGTH</b>	<b>56'6"</b>	<b>17.08 M</b>
<b>BEAM</b>	<b>17'6"</b>	<b>5.6 M</b>
<b>WATER LINE LENGTH</b>	<b>51'6"</b>	<b>15.7 M</b>
<b>DRAFT</b>	<b>4'10"</b>	<b>1.4 M</b>
<b>AIR DRAFT W/MAST</b>	<b>18'6"</b>	<b>5.66 M</b>
<b>DISPLACEMENT</b>	<b>61.900 LB</b>	<b>28.077 KG</b>
<b>FUEL CAPACITY</b>	<b>950 GAL</b>	<b>3596 LT</b>
<b>FRESH WATER</b>	<b>250 GAL</b>	<b>946 LT</b>
<b>HOLDING TANK</b>	<b>125 GAL</b>	<b>462 LT</b>
<b>GRAY WATER</b>	<b>125 GAL</b>	<b>462 LT</b>
<b>STANDARD ENGINES VOLVO</b>	<b>D13 900 HP</b>	
<b>MAXIMUM SPEED</b>	<b>30 KNOTS 1/2 LOAD</b>	
<b>CRUISING SPEED</b>	<b>22 KNOTS</b>	

# Specifications

## HULL

- Modified “V” planning hull
- 10 degrees deadrise at transom
- Hull bottom solid FRP
- Stringer system molded E glass
- Hull epoxy vinylester barrier
- Hull and superstructure urethane painted
- PVC Rub Rail w/stainless steel
- Built to CE and ABYC standards

## DECK

- BBQ grill with cabinet & storage
- Ice Maker with cabinet and sink
- Hard top w/electric sliding sunroof
- Large hatch from cockpit to engine room
- Forward-facing cockpit seating w/table
- 2.5” oval 316 stainless hand rail
- (8) 12” stainless steel cleats
- (2) 12” stainless steel stern cleats
- Stainless steel curved sliding glass door
- Port & starboard transom access gate to swim platform

- Port to starboard cockpit side door to dock
- Sea and fresh water wash down cockpit & bow
- Electric windless Quick 24v 10mm gypsy chain
- Bullet swivel & chain stopper
- 250ft chain with Bruce anchor 50kg
- Chain counter display flush mount and foot switch at bow and console
- Dual air horns Kahlenberg trumpet with air compressor
- Burgee staff at the bow rail

## ENGINE ROOM

- Twin Volvo D13 900HP
- Joystick Docking Dynamic Positioning System
- Onan generator 17kw w/sound shield
- Gyro stabilizer Quick Mc2 x25
- Interceptor Trim Control System
- Engine room w/24,000 BTU A/C
- Bow & Stern Thruster
- (2) Cable Master Shore power system 50 amps

- Reverso oil change system w/5 outlets Valve
- Fuel level indicator at helm & sight gauge
- Fire Boy extinguisher in engine room
- High density sound insulation in engine room
- 2” pipe chase for wiring hard top to engine room

## ELECTRICAL

- Remote search light LED 24V
- Navigation Lights LED 24V
- 4 underwater lights 24v
- (2) 24Volts sump pumps
- (2) Battery chargers 12V 60AMP & 24V 80AMPS
- (6) 24V bilge pumps with highwater alarm
- (2) LED Flood Lights Flush Mounted on Hard Top
- LED downlight high output with dimmer
- LED rope lights throughout interior & exterior

# Specifications

- Chiller A/C 240V total 60,000 BTU
- Isolation transformers with each shore power
- AGM deep cycle batteries
- 120V outlets in each cabin & engine room
- USB ports in cabins & helm
- Triple windshield wiper
- Windshield washer plumbed from freshwater
- Hot water tank 60 liters

## MAIN UPPER DECK

- Stainless Steel glass curved Doors
- Corian Counter Top
- 3 Burner Cook Top 240V
- Convention oven /microwave
- Stainless Steel Sink
- (4) Pullout drawers refrigerator with freezer
- Pull out drawer cabinet for glass & bottles
- Wine cooler under helm seats

- 42" HD LED TV Lift
- Fusion Sound system multi-zone
- Forward seating area w/flip back rest
- Window and door treatment blinds
- High Quality helm chairs w/sliders
- Electric sunroof
- Electric lift for coffee machine
- Richie compass

## LOWER DECK

### Master Stateroom

- Spacious full beam Master room
- (2) cedar lined hanging lockers
- 42" HD LED TV
- King size bed with 8" Mattress
- Nightstand with drawers at both sides of bed
- Separate large shower with glass door
- Tecma heads silence plus
- Stack washer & dryer in hallway
- Ventilation fan with A/C
- Special space locker for electronics in hallway

## FORWARD VIP STATEROOM

- Queen island berth
- Drawer under bed
- Cedar lined hanging lockers
- 32" HD LED TV
- Private head w/shower
- Ventilation fan with A/C
- (2) hanging lockers

## GUEST ROOM

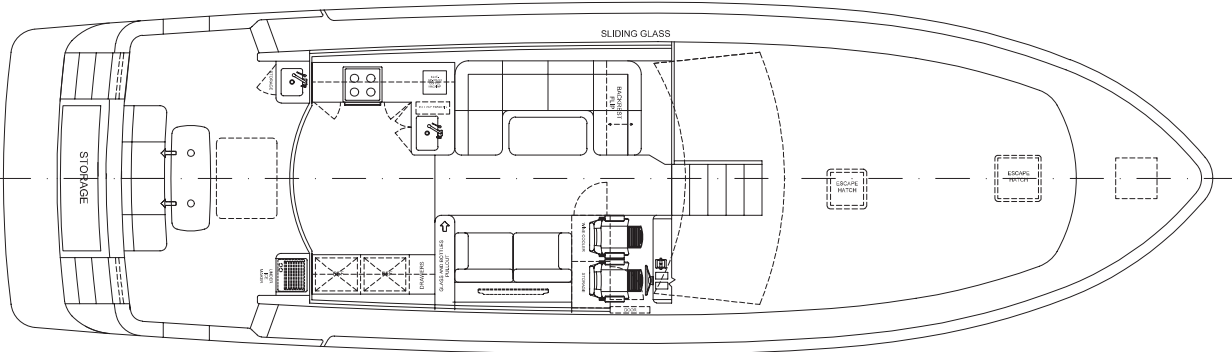
Available in 4 different configurations

**OPTION 1**  
With double bunks with full head and shower

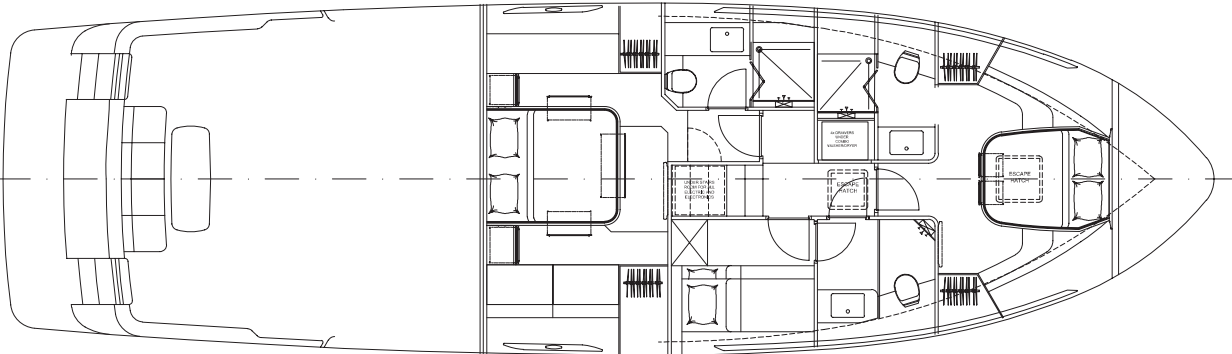
**OPTION 2**  
With desk and pulldown bunk with full head and shower

**OPTION 3**  
With side-by-side bunks with full head and shower

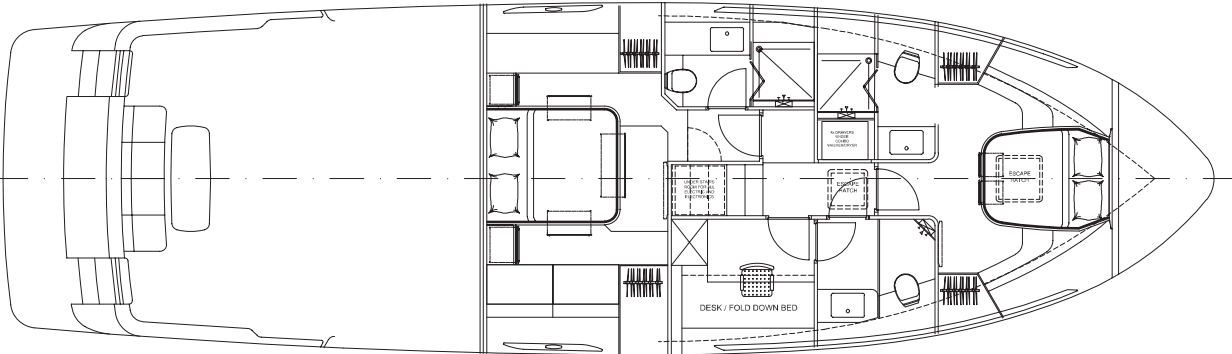
**OPTION 4 not shown**  
With full office with desk the head is replaced with full pantry freezer and storage.



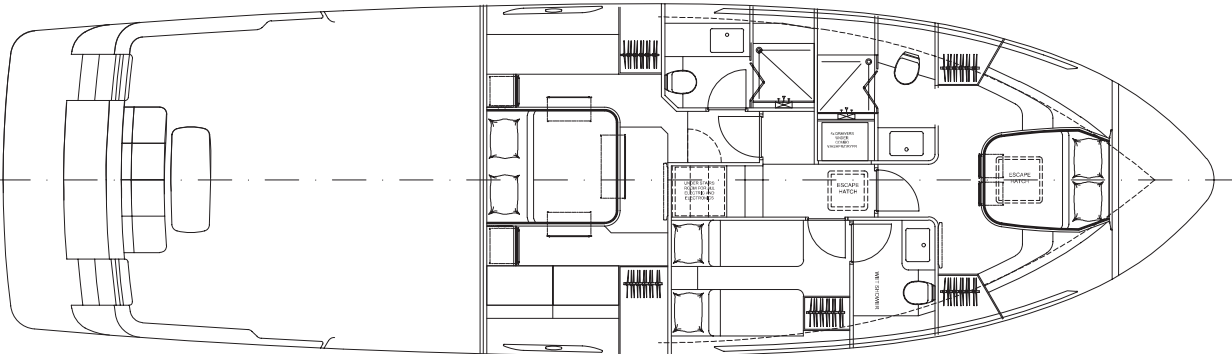
**MAIN DECK LAYOUT**



**LOWER DECK LAYOUT  
OPTION 1**



**LOWER DECK LAYOUT  
OPTION 2**



**LOWER DECK LAYOUT  
OPTION 3**